


Moonlit Acres

From Our Home To Yours





5605 NE 179th Street
Vancouver, WA 98686
360-980-1926

Truffles x Oliver....

DOB: 11/23/2020

Go Home Date: 1/18/2020

It's puppy go home time!



Due to the Coronavirus we are modifying our puppy pickup protocol. Please grab a cup of coffee and a note pad and please take the time to read through this information. It usually takes us 1 - 1.5 hours to review this information on puppy go home day. There are usually lots of questions that come up throughout the orientation. Please feel free to call or email any questions that you have.

I am asking that you please review this document as this will be the puppy orientation. **Truffles's Litter** will be one of our litters that will be going home COVID style most likely. Puppy orientation is now being done via email. Not our norm!

Okay... let's get this started! ☺ There might be a test on the day of puppy pick up so PLEASE take the time to read this. This will take you 10 minutes to read verses sitting here in a group setting for a minimum of an hour.

Everything you need to know in order to take your puppy home!

First off here is the link to the "**Truffles's Family Page**"

<https://www.moonlitacres.com/truffles-families-1> This document has tons of information in it just for **Truffles's Families**. The litter record will be updated before their 8-week birthday, with all the current weights of the babies, vaccine information and anything else that needs to get updated.

1. **Puppy Immunity:** Puppies get their immunity from their mama. They received their first vaccination a few days before their 8-week birthday. The vaccine schedule has the dates outlined including what they will already have had and the vaccines that they will need.

Vaccines can be really dangerous. Vets have a tendency to want to load your pups up on shots. You must advocate for your puppy; you are the only one that can. Please do your research before going to the vet. Here is a link with some information we like to provide regarding vaccines:
<https://www.moonlitacres.com/articles-on-vaccination>

We give the puppies a DAP shot just before their 8 week birthday. They will need 2 additional DAP shots, one at 12 weeks and one right around 16 weeks. Your vets will also talk to you about Lepto, Rabies, the flu shot and oral flea meds and heartworm and so on and so on. Please space the shots out so that they receive their last DAP shot at 16 weeks or your vet will suggest doing another one. See the Family Page for vaccine recommendations.

If you over vaccinate your puppy and give multiple shots... #1 it will void your warranty on the puppy. #2 You can cause brain damage. About 2 years ago we had a family that over vaccinated their puppy and it caused brain damage. They ended up bringing the puppy back to me when she was about 18 weeks old. She had such bad brain damage from the vaccines that she was so aggressive no one could get near her. We had to put her down. It was so incredibly sad. Vaccines should be spread out over time. They should be spaced at least 2 weeks apart.

Parvo is not something you ever want to experience! I highly recommend that you take your shoes off in your home if you do not already at least until the puppies are 18 weeks of age. Take your shoes off and put your shoes UP so that the puppies cannot chew on them. Your shoes are covered with bacteria and infectious things that could kill your puppy. The most dangerous time for your puppy is 8-16 weeks of age.

When you take your puppy to the vet for your new well baby check-up please do not let your puppy walk into the vet's office. Your puppies feet should not be touching the ground anywhere except your home and your backyard until it is 16 weeks of age. The vet's office is the worst place to put your puppy down. When I go into the vet's office, I take a disposable pee pad with me and put the pee pad on the vet's exam table and put my pup on that. Same thing with their puppy scales. I do not let my pups touch anything when in there. Sick pups/dogs go to the vet. You don't need to take anything home with you that you didn't take in there.

If your puppy gets Parvo, he/she has about a 50/50 chance of survival and you will be facing \$4000-7000 in vet bills trying to fight it. If your puppy gets Distemper, he/she only has a 10% chance of survival. Parvo is VERY easily contracted. It only takes some fly landing on a pile of poo and flying over to your dogs water bowl and landing in it. Or you walking through Petco and step somewhere that hasn't been cleaned properly and you can bring it home to your pup. If you have an older dog that is already vaccinated, please stop taking them in high traffic places until your puppy is fully vaccinated. Your older dog may have immunity, but they can carry the virus and bring it back to your home and share it with the puppy.

We had a family last spring that contracted Parvo just before their pups 12-week birthday. They spent thousands of dollars trying to save the puppy. They were successful but it was taxing on all.

So, if you get a puppy from us and you decide you need to take your puppy through Pike Street Market the week after you pick up from us

please do not #moonlitacreslabradoodles on Instagram or I may lose my mind. ☺ It happens more often than I would like to admit.

If you are driving back up to the Seattle area or a to other areas, please do NOT stop at any rest stops to let your puppy go out to go potty. Please bring a couple of pee pads for the ride home. If you can get the Costco potty pads those are the ones they are used to. You can place a pee pad on the floorboard, and they will use it if needed.

The first couple of months offer the most transitions of learning how to live with a puppy. Making sure the kids are picking up their toys, shoes are picked up, socks.... No puppy in public touching the ground... etc. It's the time when the most amount of accidents happen. We HIGHLY recommend pet insurance. We do ask that everyone initiate your free month of insurance by using this link here https://47cbf9b0-fc65-4154-9399-c62c461185a4.filesusr.com/ugd/187982_df61b1b0396440b1b7550e7de9b575fc.pdf

You don't have to keep it if you do not want it. But the first 30 days is on Trupanion. And this just offers an extra layer of protection taking a new puppy home. Trupanion offers a free 30-day coverage for your puppy as long as you initiate the insurance within 24 hours of having the puppy. You can cover the puppy 24 hours before or after you take the puppy home. The code for the insurance is on the link that I've provided for you above, code: BR1MA22219.

There are several good insurance companies out there. This just offers you a free trial. I ask that EVERYONE activates the insurance before puppy pick up. Please bring with you a screenshot showing that your puppy is covered. You can cancel when you want but I like to know they are covered when they leave. Things can go wrong and with puppies when they go wrong, they go wrong really fast.

Signs of a sick puppy:

- Diarrhea - Parvo has a smell that will hurt your nose. If your pups poop ever STINKS run to the vet
- Blood in the stools
- Vomiting
- Not eating or drinking
- White gums... gums should always be pink
- A grumpy puppy

Microchip:

We microchip all of our puppies prior to them going home. We use microchips from the AKC. Once we know which puppy you are getting, we will document the microchip number in the contract and sign the contract. Once I enter the microchip number and sign the contract, DocuSign will email both of us a PDF copy of the contract that is fully executed. We are trying to get to a 100% microchip registration rate. If we have puppy allocation completed prior to puppies going home then we are requiring that each family take just a moment and register your puppies chip. It only takes about 2 minutes. There is a link on the family page that will take you to the AKC Reunite website. It's SUPER EASY!

Socialization:

Socializing your new baby is super important. Taking your puppy for car rides is super important. The rule with a doodle is you need to introduce it to 100 people in the next 90 days. (Without getting Coronavirus for you and or Parvo for your puppy) ☺ California recently had an outbreak of Distemper. One of our puppies went to the vet for their well-baby checkup. They had a case of Distemper in their office that day. Three weeks later the puppy died of Distemper. If your puppy gets distemper, there is only a 10% chance of survival and it is a HORRIBLE death. When you take your puppy to the vet please keep them in your arms do not let them set your baby on the ground or on the exam table without a pee pad or blanket being laid down. If your vet is still doing curbside service only... please explain to the vet tech that takes your puppy that you don't want your puppy being set down anywhere. And I would give them a disposable pee pad to send in with them for them to put on the counter to set the puppy on. I really wish the vets would get body cams on so families could interact with the vet when their puppy is being seen. There is a HUGE disconnect at this time between vets and the family. If you have concerns over socializing your puppy in public around other humans due to COVID please contact me immediately... this will not be the right time for you to get a puppy. It's not in the best interest of the puppy.

If you want a calm puppy please make sure your interactions with the puppy are super calm. When you pet your puppy do not get in your puppies face and baby talk it or ruffle it's head up and tell him/her how cute they are. Be calm, pet your puppy slowly and calmly. Do not allow your puppy to jump up on you as a puppy unless you want your puppy to jump up on you as an adult. If you have children, please do not allow the puppy to chew on your children. It will set you up for something you will quickly find yourself trying to correct.

Front door- right now if the doorbell rings the puppies have no reaction. 6 months from now unless you take measures most likely you will end up with a doorbell alert dog. Train the people that are coming to your home. If they walk in your front door and start baby talking to your puppy with a high pitched girl

voice and amping your puppy up with excitement it will teach your puppy that the door bell and people coming to your home are exciting and they will start to be a barker, they will jump on people for attention they will quickly learn really bad habits that you will want to break. It's so much easier to raise a puppy the way you want them to be from the start rather than trying to fix something later.

When we have people visiting our house, we put our dogs in a down position and ask them to stay. We invite the people into our home, and we ask our visitors to not talk or acknowledge our puppies/dogs for about 10-15 minutes. After the puppies have acclimated to having someone coming into "their" home the puppies will be in a calm state of mind and will be ready to visit with your guest as long as your guest will be respectful of your puppy house rules and not amp them up ☺

Puppy Classes: When your puppy reaches 4 months of age, we do offer obedience classes that we coordinate with a local trainer. I know lots of you are coming from the Seattle area but don't let that scare you off. Here is a link to the classes that we offer: <https://www.moonlitacres.com/training> The classes are taught by Man's Best Friend here in Battle Ground, WA. There are 9 classes in total. At this time, they charge \$450 for the 9-class series. By the end of the 9 classes if you are doing your homework your puppy should be able to pass the CGC exam. By the end of the 9 classes your puppy will:

- Walk nicely on a leash
- Come when called
- Stay in a down position for up to an hour at a time

The "here" command is most likely the most important command you will ever need with your puppy. It can save your puppies life. Please watch the video on the training link above and watch Annika practicing her "here" command with my granddaughters. When you are doing the "here" command at home ALWAYS use meat as a training treat. We have found that ground up tiny bits of hamburger work GREAT. Hot dogs work great too just be sure how many you allow them to have. TINY little bits work best. You don't want them having a full meal while learning the here command you want to always leave them wanting more. When calling

Baxter & Bella:

Online puppy training. We just partnered with Baxter & Bella. Baxter & Bella is an online puppy training company. If you are being added to this litter right when the litter is being born, you have 8 weeks to get ready for your new addition! ☺ Baxter & Bella can help with potty training, socialization, kennel training and much more. We partnered with Baxter & Bella at the onset of

COVID19. We had 24 puppies in our private group lessons, and we are having to postpone classes for now due to the shelter in place order. Baxter & Bella are completely online classes. They have videos, PDF's and you can schedule private video lessons and or telephone calls with a lifetime membership. This is a fabulous resource to have. The content they have on their website is immense. We feel this is a great investment in your puppy. Use code MLA for 25% OFF Lifetime Membership \$178.50 with a discount code (reg. \$238). <https://www.baxterandbella.com/learn-more> We've had numerous families sign up for this and they are loving it! This is a great tool for the kids as well. Several of our home-schooling families are picking this system up for their kids. It's a great way to teach puppy ownership/responsibility.

Food:

The puppies have been raised on Life's Abundance All Life's Stage Kibble and Pork and Venison puppy food. The puppies will need to be fed 3 times a day for the next 60 days. After that time, you can go to 2 times a day. Please do NOT order the grain free kibble and do not order the puppy food. The kibble you want is the **All Life's Stage**. I would recommend starting out with a 20# bag and a case of Pork & Venison wet food.

Each meal will be about 1/3 cup of kibble SOAKED in hot water with a big spoonful of wet food on top and soak your vitamins and joint supplements at this time to soften them up.

Nu-Vet does also have the vitamins in a powder format which is what we use when they are puppies. The puppies should be getting one Nu-Vet wafer and one Nu-Joint wafer per day. Please break them up and soak them or run them through the food processor for a couple of seconds mixed with hot water and then use the hot water to pour over their food.

Be sure to soak their food for about 15-20 minutes. Kibble should NEVER be used as a training treat. It can be a choking hazard. We had a 9-week-old 26-pound Golden Retriever choke and die on a kibble that the family was using for a training treat.

As an adult your puppy will most likely eat between ½ - 1 cup of food 2 times per day. Doodles are rarely overweight. I would recommend moving their meals from 3 times a day to twice a day somewhere around 4-5 months of age. Feel it out and see what feels right for your puppy.

When puppies are transitioning to their new homes the first three days are the most challenging and their appetite sometimes will just not be what it normally is. Be patient and give it some time. They must keep hydrated and get some food in. So, just watch it. Call me if they just don't eat. They are fed the Nu-Vet Vitamins in powder form over the top of their food and they LOVE it! I

really think the families that get the Nu-Vet in the powder form have less issues with the puppies not wanting to eat when they go to their new homes. The food will taste the same this way.

Be sure to order your dog food and supplements in time so you have them on hand when you are ready to take your puppy home:

Here is a link with the code that you will need for the Nu-Vet Wafers and Nu-Joint supplements: <https://www.moonlitacres.com/nu-vet-supplements>

Here is a link for the All Life's Stage kibble and Pork and Venison wet food: <https://www.moonlitacres.com/food-supplments> There are a couple of products that I really like from Life's Abundance I have highlighted them on the link provided. The bio deodorizer is awesome!

I love the way our babies develop on Life's Abundance. Their bone development has been awesome, and their coats are super! I do not recommend changing the food unless you run into a problem. Life's Abundance is a highly dense food and the dogs do not usually eat as much when using this food as other brands. Healthy nutrition is critical for puppies. One week of the wrong kibble for a puppy is the same as 3 months for a toddler. Puppies grow super-fast and making sure they are getting the nutrients needed is very important.

Potty Training:

Here is a link that will help with some potty training ideas: https://47cbf9b0-fc65-4154-9399-c62c461185a4.filesusr.com/ugd/187982_81d5b3817e5b46eabeb2556d74232e53.pdf When you are taking the puppy out of the crate first thing in the morning. Please carry your puppy outside. If you expect the puppy to hold his/her bladder all the way to the outside you will be in for a big disappointment. Their bladders are really little, and they just know that they don't want to go potty in their sleeping area. Doodles are usually super easy to potty train. We do offer Potty Bells here. They are FABULOUS!! They make potty training so much easier! Our staff has moved in with us while we are in lockdown for COVID19... they were goofing around and made this puppy video with one of our Golden babies... Make sure you have the volume turned up ☺
<https://www.facebook.com/watch/?v=2381463191954147>

The first three days of crate training can be taxing at best. They are going to be the most challenging. The last few litters that we've had go home have all had great reports when it comes to sleeping in the crate at night. The puppies currently take two naps per day in individual kennels. So, they are used to being kenneled. However, they have not been kenneled overnight, yet. We start kenneled the babies for nap times at 4-5 weeks of age. They start out two

puppies per kennel for about 20 minutes. By 8 weeks of age they are in individual kennels by themselves for 2 - 90-minute naps.

I would highly recommend continuing to have naps in the kennel when possible. It will expedite the potty-training process. I would take your puppy potty right before bedtime. **Put the kennel in an area where your puppy can see you especially at bedtime.** I always take the kennel to my room at night. These puppies have gone from having a mom and siblings.... To siblings and now to having you. You and your family are now his/her pack. Doodles were designed originally to be service dogs. Which in turns means these are not outdoor dogs that raise themselves most of the time. These are dogs that will become your 4th child. They have a STRONG need to be with their people. They will do best if they are with their people the majority of the time.

With that being said, I totally recommend kenneling your puppy for at least one nap per day and you leave the house. You must teach your puppy while it's young that it's okay for them to be home alone. If this is done in a positive way it will help prevent separation anxiety. Teaching your puppy that it's okay to be alone for a bit is really important for a well-adjusted puppy.

We have these mat's that are available in our mini store that you can put in the kennels. They are called Licky Mats. They are awesome! You can smear a little peanut butter, Greek yogurt or a little of the wet food and it will help keep their brain occupied and focused on something besides the fact that you just left them. Licky Mats also have a component that will clean the bacteria off of their tongue which will help prevent tooth decay.

Every one of our puppies will go home with a "Go Home Bag". In the go home bag, you will find a customized puppy collar, a blanket that has been snuggled with by mom, sample of shampoo from Life's Abundance, a sample pack of the Nu-Vet Wafers - 3-day supply, training treats, a seat belt to buckle your puppy into once they are a little older. I have grandkids that ride in the car with me. I use seat belts not to protect the dogs but to protect my grandkids. I'm not sure that there is really a "safe" seat belt for a dog. But what these seat belts will do is keep your dog from thrashing around the car and killing your babies. We will also be sending a sample container of ear hair removal home with you. This stuff is amazing! So, let's talk about grooming....

Australian Labradoodles get lots of ear hair. By the time the puppy is 3 months old you will want to start taking the ear hair out. PLEASE do not allow your groomer to take the ear hair out. You will love your puppy they will have no feelings one way or another about your puppy. I feel it is super important that as the owner of your puppy that you know how to painlessly remove the hair from your puppies ears. In the bags you find small trial size containers of ear hair removal powder. All you need to do when they are around 3 months of

age is wait till evening when they are snuggling with you on the couch and about to fall asleep. Put a little bit of the ear powder in their ear. Push it down so it reaches the skin. Let it sit for 60 seconds. And then start pulling the hair out a little bit at a time. You will most likely need to reapply a couple of times and repeat the process. Removing the hair in this fashion is super easy and not nearly as painful as letting your groomer do it. None of the groomers I have ever been to, use ear powder because it is expensive.

My daughter is the guardian mom for our girl, River. She took River to her long-time groomer a few months ago. River came back and had blood splatter on her sides. We looked in her ears and they had raw spots in her ears. When we called the groomers to see what had happened. They were upset that River wasn't holding still for her ear hair removal... when they were using a Dremel in her ear to grab hold of the hair and yank it out!! River ended up with an infection that needed antibiotics to treat. And she had an unneeded nasty experience at the groomers. Needless to say, that groomer is out of business and we never went back. We do have large bottles of the ear hair removal product here that is available for purchase. You cannot find this stuff in the stores. I would like to add that this is a chemical and cause burning. Please do not leave this powder in the puppy's ears. Apply heavily, tap it down to the skin, wait 90 seconds, pull the unwanted hair, clean the ear with wet wipes and ear cleaner.

Additionally, I always put a tag on my dogs when my dogs go to the groomers. The tag says do not FLUSH my ears. Dog groomers are not vet techs and they really have no business flushing your dogs ears. Every time one of my dogs ears get flushed by a groomer, they get an ear infection. So, I just put a stop to the whole process before it ever gets started.

You should find a groomer now and book an appointment for when your pup is about 17 weeks old and fully vaccinated. Finding a good groomer is tougher than you might think. Most groomers will do fine on their bodies but will botch their ears. The ear hair on the outside of the ear is only supposed to go to the leather. Anything past the leather of the ear lobe and it should be chopped off! Be sure to take you ALAA grooming card that we are including in your go home bags. I laminated mine and put an address label on it. Every time I go to a new groomer, I take it with me. Chances are you will have to train the groomer. ☺ There is a video on the ALAA website if you want to watch it. Please check out our grooming page. It has the ALAA grooming card and several before and after photos. If you find a great groomer that knows how to make your puppy look like an Australian Labradoodle, please be sure to share your groomers information with us. We are trying to setup a link on our page that has a network of great doodle groomers. <https://www.moonlitacres.com/grooming-ald>

Due to COVID all groomers are now shut down. Getting into a groomer is impossible at this time. We were forced to start grooming our own dogs. Which is a lot more difficult than it looks! Makes much happier to get my Visa out and pay for a good grooming job! So, in COVID times we've been forced to learn how to groom. In doing so we found the best product ever! We found a new grooming system that makes having a doodle so much easier! After grooming two mama dogs and one girl that came back to me in season this stuff is the bomb! It's a three-step system. Shampoo, condition and a finishing spray that you blow dry in. When applied correctly this stuff takes the mats away and leaves your pup feeling silky soft. We are phasing out all of our old grooming products and are now going to use only this. We have it in our online store. If you are going to get some, I would recommend the shampoo, conditioner and the finishing spray. I also ordered ear cleaner and it is now available on our online store as well. The ear cleaner is absolutely the best I've ever used. We previously bought ours from Life's Abundance, but this stuff is much better, smells so much better and is a better price. WIN-WIN!

I had started to second guess us having all the dog products in our living room but now with the stores shutting down I just want all of you to know that we have everything you will need to take a puppy home. A few of the items that we have:

Dog beds: We have the plush flower pull string beds, cuddler beds and just a flat dog bed. All of the dog beds are between \$15-35.

Food bowls: We have gorgeous nail pressed copper food bowls as well as slow feeders and Oral health food bowls. Portable - collapsible bowls great for traveling

Kennels: We have Skuddo 27", 32" & 36" kennels available. We also have wheels which make it easy to take the kennel from room to room.

Toys: LOTS of toys!!!! LOTS of toys

Chew bones... we have packs of chew bones as well as fish twists which they love.

Grooming Supplies: brushes, small and medium, nail clippers that help prevent you from cutting the nail quick, Qwik stop, shampoo's, conditioner, finishing spray and ear cleaner.

Here is a link to our living room, I mean store ☺ We carry pretty much everything you need in order to take a puppy home. Any toys that you purchase are rubbed on by the mama dog before she goes home so they will smell like mama. <https://www.moonlitacres.com/shop>

Here is a link to additional information on our website:

<https://www.moonlitacres.com/golden-additional-information> there is reading material, information on poisonous plants, flea and tick information and much more! There is also a list of recommend books on this tab.

As it sits right now with COVID19 we need to do individual puppy pickups. We have NEVER assigned puppies before now. This is one of the most difficult things for me. I love having our families help pick their own puppy. Watching all the families on family pick up day is the one of the best parts of this whole process! We will call everyone in the days leading up to puppy pickup and talk about each puppy and allocate puppies over the phone.

We will be sending contracts and invoices to everyone within the next few days. Please review and let me know if you have any questions.

Please wash your hands before you come to our place, we will have hand sanitizer for you to use before you touch the puppies. PLEASE Be careful when standing up holding the puppies. Puppies are wiggly and have been known to leap out of people's arms.

When the Coronavirus first hit we were running in circles with people going on a reservations list and then coming off. We are in uncertain times when it comes to finances and which way our economy is going to go. We want to make sure that everyone is as committed as we are to these babies as we are. We used to take payment right up till the day of puppy pickup. However, with so many people flip flopping recently we have had to change our policy on this.

Final payment is due and can be made in the following ways:

- Personal check
- Zelle - dana@danalogan.com Please be sure to use THIS email address If you make a Zelle payment to Dana@danalogan.com, it will pull up as **St. Nick's Place. This is correct!** Please note some banks will limit your daily allowance to be paid out to \$500. You are welcome to make multiple payments. Just don't be surprised. **I have two email address please be sure to use the one list above, dana@danalogan.com.**
- You are welcome to drive by a Chase bank and do a direct deposit
- Cash at the time of puppy pickup
- Wire Transfer - Let me know if you need to wire instructions
- **PayPal is not an option for final puppy payment**
- **Checks are fine if they are received by the time the puppy is 6 weeks old. Checks will not be accepted after that time.**

Our online store is super easy. You can buy anything you need right online and you can pay for it online using a credit card through our PayPal system or you can place the order and then pay for the order using Zelle. You are welcome to pay for toys, kennels, beds...etc.... via PayPal, check, Zelle or cash. Have fun shopping! Our grandkids are having fun shopping for everyone. ☺ PLEASE be sure to add in the notes what litter you are getting a puppy from. THANKS!

Please text us at 360-980-1926 to let us know when you get off the freeway. When you text me please message me your name as well as I may not have your number programed into my phone yet.

Prior to COVID we used to have families snuggle with a soft toy and send it to us pre snuggled so that it gives the babies time to get familiar with your scent. We stopped doing this for a while but I think it's time to start this up again. I really believe that it helps. So, grab a soft DOG toy, and have each person in the family snuggle with it. Send us the toy by the time the puppies are 7 weeks old. PLEASE do not send t-shirts, scarfs or anything but a DOG toy that has fabric on it. The best toys are toys that have arms and legs so that the puppies will play with each other with the toys. Send the toy to:

Our address is

Truffles Logan

5605 NE 179th Street
Vancouver, WA 98686

The links in this message work better on a computer than they do on a cell phone or tablet. I'm not sure why and I do not know how to fix it. I'm sorry! Usually if one of the tabs isn't going to work it's the vaccine tab. The vaccine tab is on the family page as well.

We look forward to meeting everyone! Be safe and see you soon!

Dana
360-980-1926
www.MoonlitAcres.com